



**GAIA TECH**

## Data Sheet

---

Customer:

Part No:

Sample No:

Description:

Item No:

_____
GTT-1203IC
_____
_____
BUZZER
_____
_____

Customer			
Check	Inspection	Approval	Date



General specification

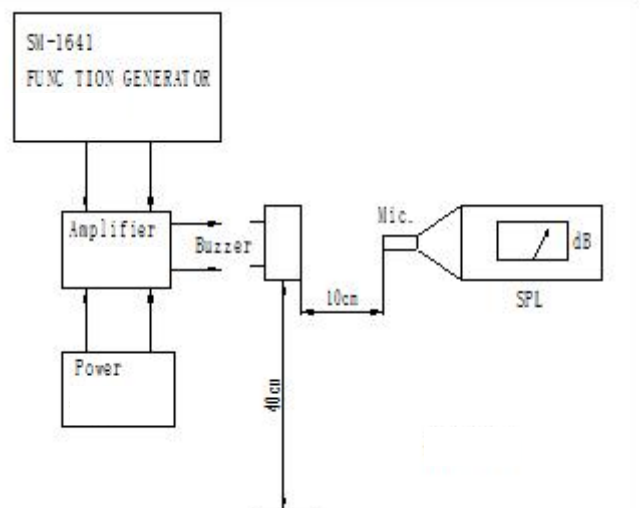
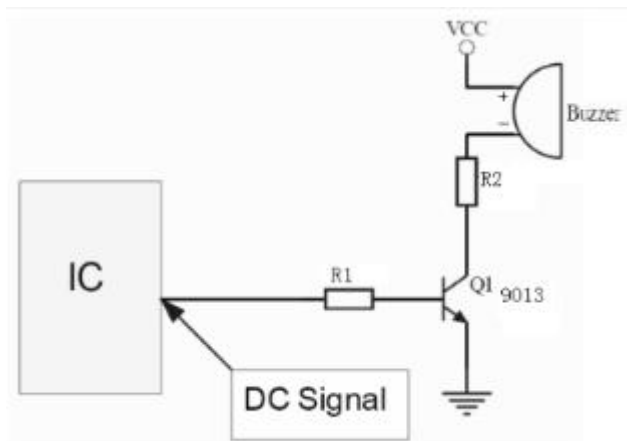
Item		Spec	Condition
1	Rated voltage	3VDC	
2	Operation voltage	2~5VDC	
3	Sound Pressure Level=SPL	Min 85dB	Standard State,Standard Drive Circuit. Rated voltage,Distanceat0.1m
4	Average consumption current	Max 30mA	
5	Oscillation frequency	2400±300Hz	
6	Response time	Max 50mS	
7	Range of operation temperature	-30~+80°C	
8	Range of preservation temperature	-40~+85°C	
9	Terminal strength	10N	Pull load on the direction of the terminal axis
10	Externals size	Φ12x9.5	Refer to the attached drawing
11	Mass	2g	

Electrical And Acoustical Measuring Condition

Recommended Driving Circuit Resonant

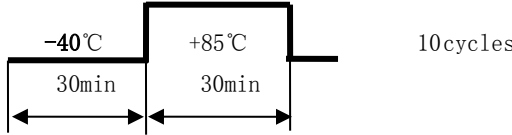
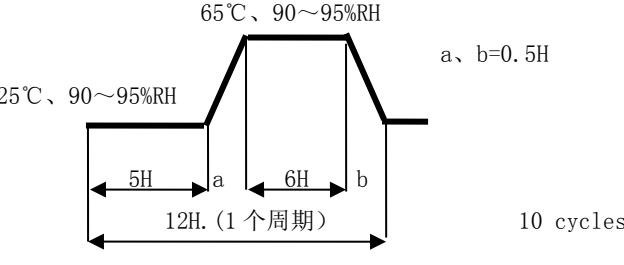
frequency, 1/2 duty cycle. Square wave. Signal amplitude should be large enough to saturate the transistor.

Recommended Setting

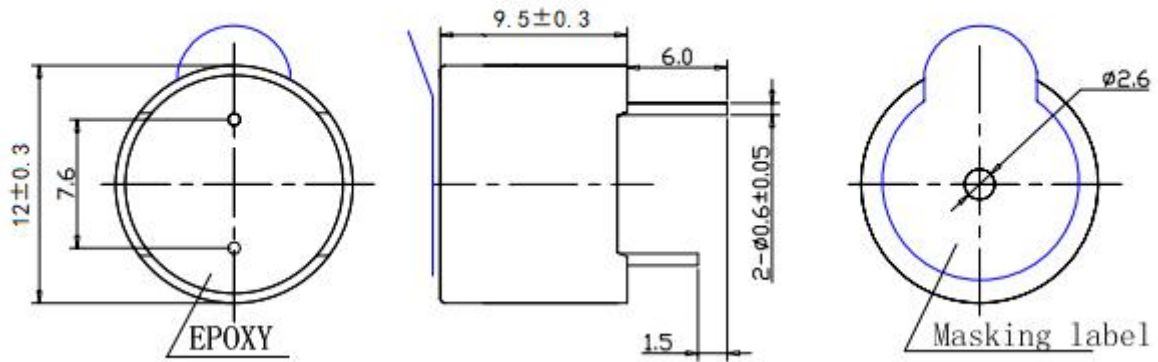




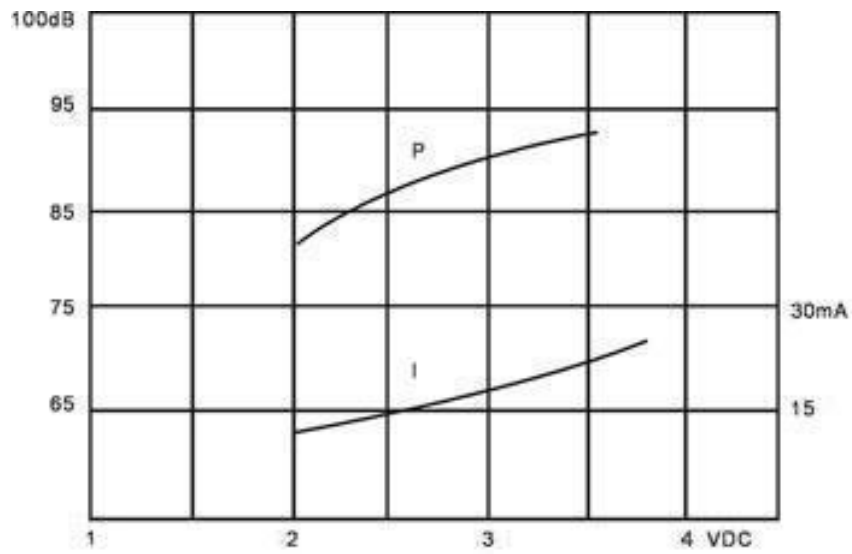
Reliability specification

Item	Test condition	Criteria	Reference specifications
1	High temperature Preservation Exposure to +85°C for 96 hrs.	After the test the part shall meet specifications without any degradation in appearance and performance except SPL. SPL shall be 80 dB More. (at 2700±100 Hz)	GB/T 2423.2
2	Low temperature preservation Exposure to -40°C for 96 hrs.		GB/T 2423.1
3	Thermal Shock 		GB/T 2423.4
4	Thermal, Humidity Shock 		
5	Ordinary Temp. Life Driving the sounder at 3VDC for 1000hrs in the room temperature (25°C ± 10°C)		
6	High Temp. Life Driving the sounder at 3VDC for 500hrs in the low temperature (+85°C)		
7	Low Temp. Life Driving the sounder at 3VDC for 500hrs in the low temperature (-40°C)		
8	Lead strength Pull load on the direction of the terminal axis for 10±1 sec.		GB/T 2423.29
9	Vibration 10~55~10Hz Sinewave, Sweep 1 min, Amplitude 1.52mm Max 91m/S <sup>2</sup> X, Y, Z 3Direction 2hrs each, Total 6hrs		GB/T 2423.10
10	Free drop Free drop, 70cm height, on wood board (t40mm) X, Y, Z 3Direction 1time each, total 3times.	Exclude bending of Pin	GB/T 2423.8
11	Solder heat resistance Soldering into solder bath: Solder Temp. 250±5°C Soaking Time: 3±0.2sec	After the test the part shall meet specifications without any degradation in appearance and performance	GB/T 2423.28
12	Washability Solvent: deionized water, Solvent temp: 55±5°C Soaking time: 5±0.5minutes		
13	Solderability Pretreatment: 40°C, 90~95%RH*240hrs Soldering into solder bath: Solder Temp. 370±5°C Soaking Time: 6±0.5sec	95% surface of lead pins must be covered with fresh solder and no soldering holes should be found	GB/T 2423.28

Dimension (UNT: mm)  
Tolerance:  $\pm 0.5\text{mm}$  Except Specified

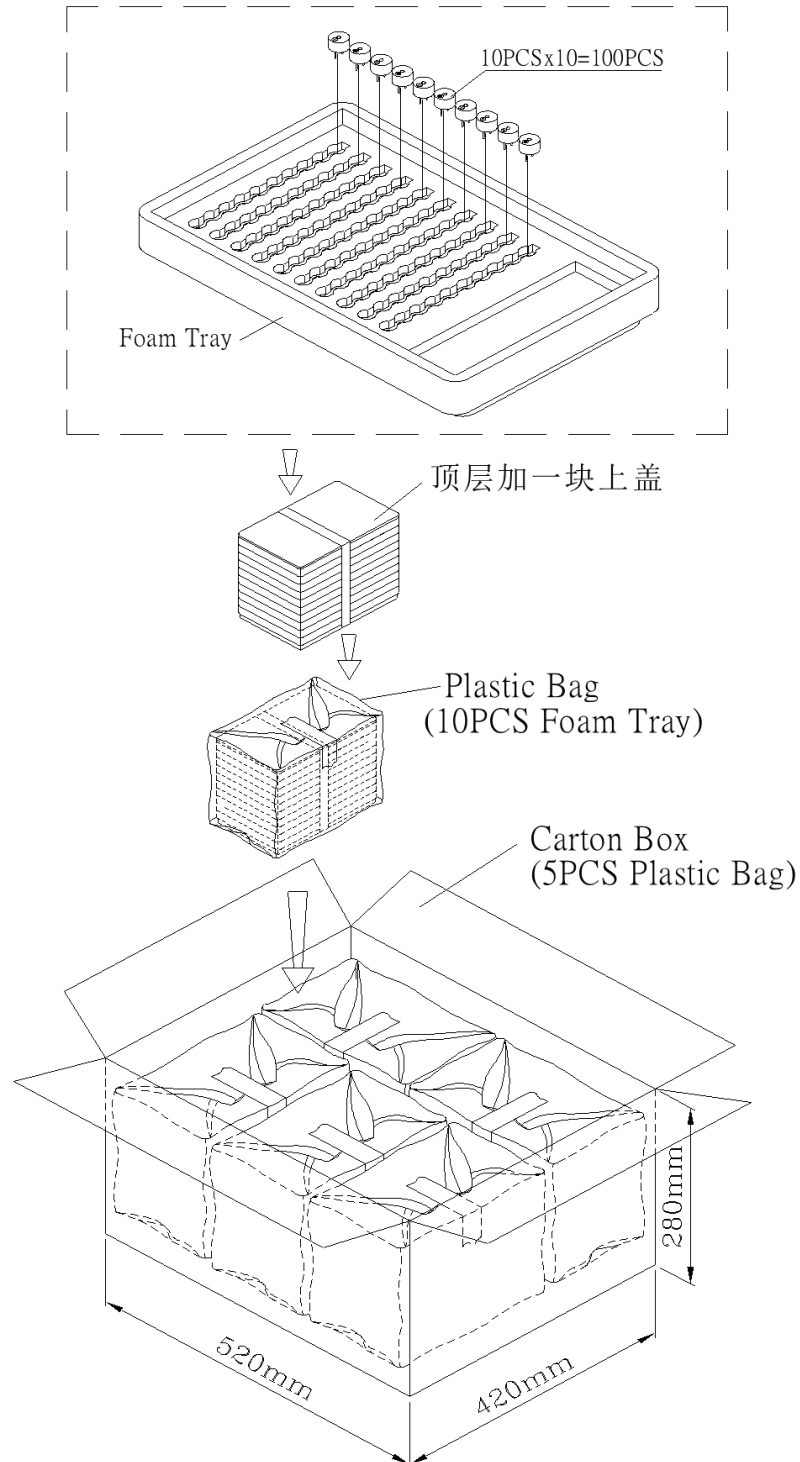


Frequency Curve



3Vo-p 50% duty Square wave, 10cm

Packing Method



Foam Tray	240mmx160mmx30mm	1x100PCS=100PCS
Plastic Bag		10x100PCS=1000PCS
Carton Box	520mmx420mmx280mm	5x1000PCS=5,000PCS